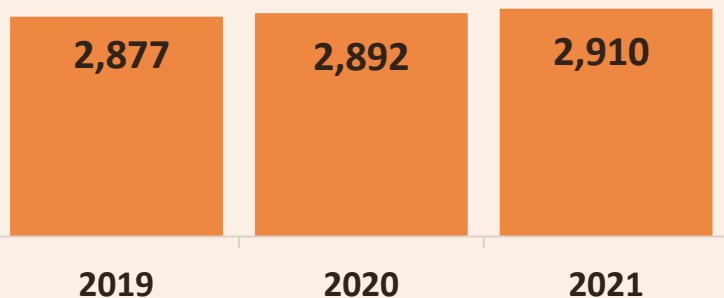
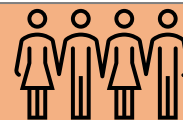


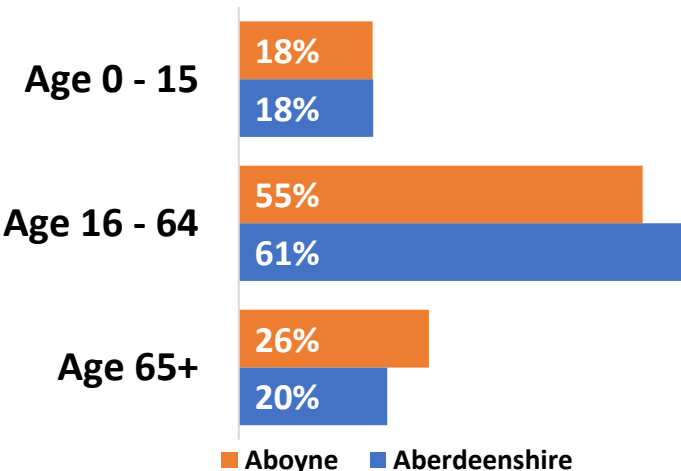


Aboyne 2023

Population



1.1% of
Aberdeenshire's
population lives in
Aboyne.



6% of Aboyne's
population is aged
80+ (Aberdeenshire
4.9%)

2021 Source: National Records of Scotland 2021

Information about Aboyne is obtained by combining information from individual data zones.

Community Facilities*



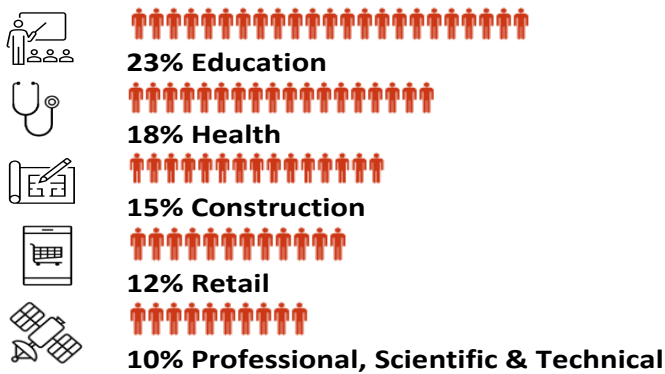
Community Centre	Library	Academy
Theatre	Swimming Pool	Sport Hall / Pitch
Gym	Squash Courts	Climbing Hall
Live Life Aberdeenshire		

*Run by Aberdeenshire Council

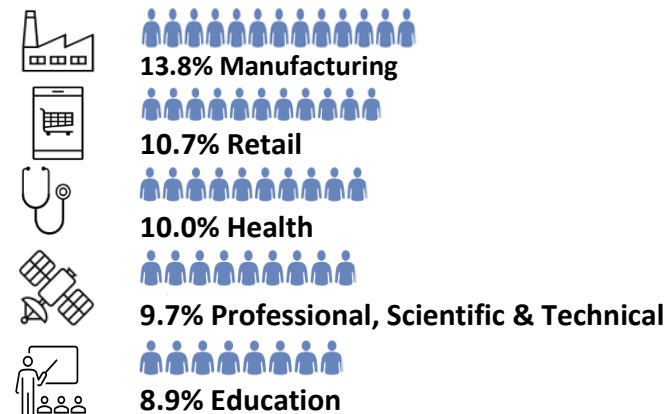
Economy



Employment: top five sectors 2021

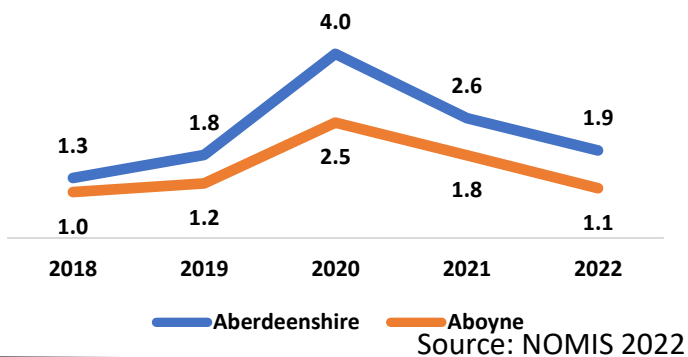


Aberdeenshire



Source: Business Register and Employment Survey 2021

Unemployment: proportion of residents aged 16 - 64



Proportion of unemployed residents was at a peak in 2020 with 2.5 due to the Covid-19 pandemic and has gradually returned to pre-pandemic levels with 1.1 in 2022.

Median household income 2022

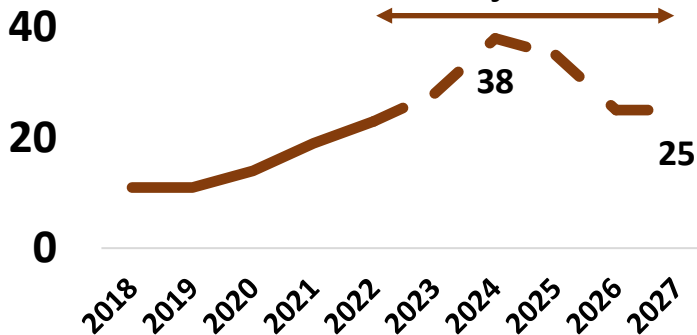


Source: CACI 2022

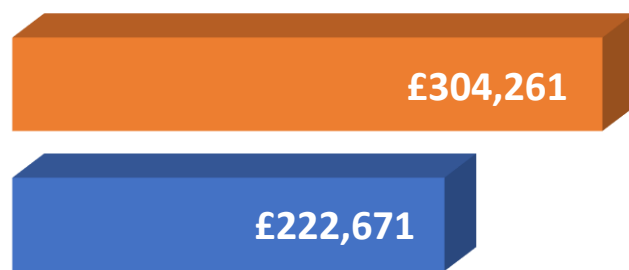
Housing



Number of house completions Projected



Average house prices 2020/2021



Source: Registers of Scotland 2021

Aboyne Aberdeenshire

% all Properties in Each Council Tax Band 2021

