
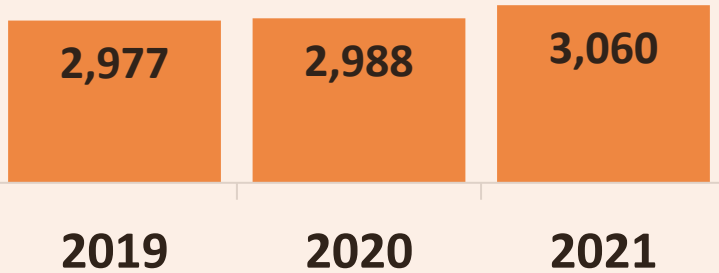




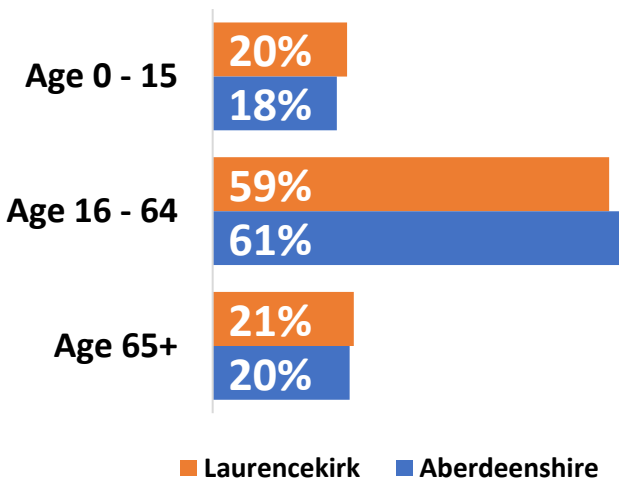
Laurencekirk 2023



Population



1.2% of
Aberdeenshire's
population lives in
Laurencekirk.



5% of Laurencekirk's
population is aged
80+ (Aberdeenshire
4.9%)

Information about
Laurencekirk is obtained by
combining information from
individual data zones.

2021 Source: National Records of Scotland 2021

Community Facilities*



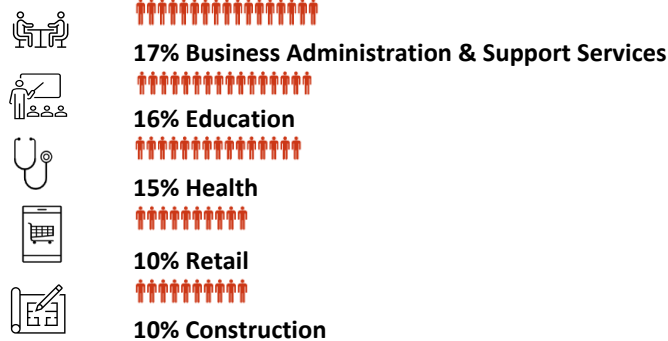
Community Centre	Library	Academy
Sports Hall	Gym	Drama Studio
Meeting Rooms	Computer Rooms	Theatre
Grass and Artificial Pitches		
Live Life Aberdeenshire		

* Run by Aberdeenshire Council

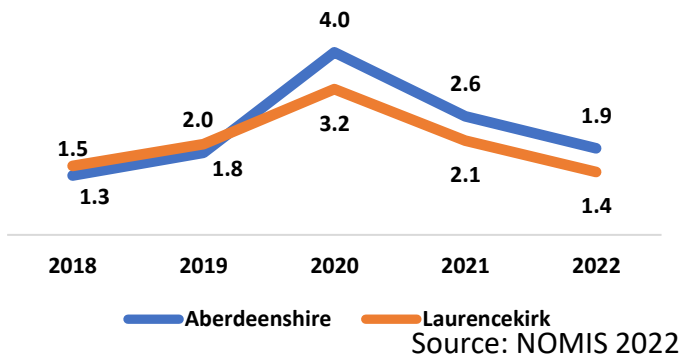
Economy



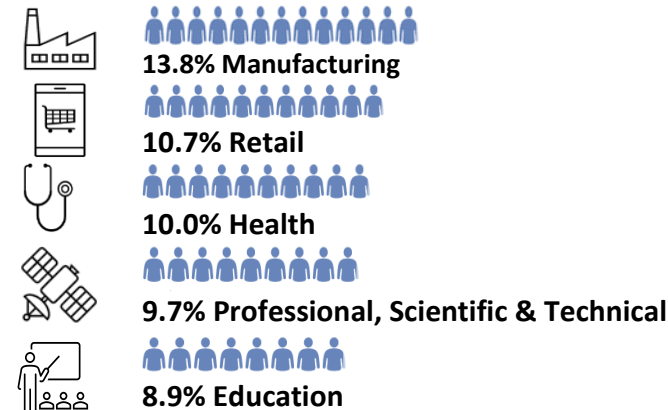
Employment: top five sectors 2021



Unemployment: proportion of residents aged 16 - 64



Aberdeenshire



Proportion of unemployed residents was at a peak in 2020 with 3.2 due to the Covid-19 pandemic and has gradually returned to pre-pandemic levels with 1.4 in 2022.

Median household income 2022



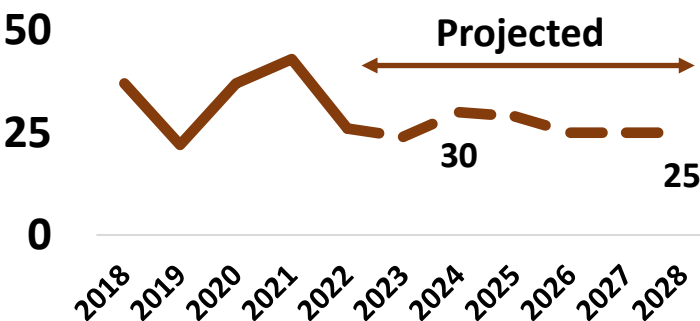
Source: Business Register and Employment Survey 2021

Source: CACI 2022


Housing



Number of house completions



Average house prices 2020/2021



Source: Registers of Scotland 2021

Laurencekirk Aberdeenshire

% all Properties in Each Council Tax Band 2021

