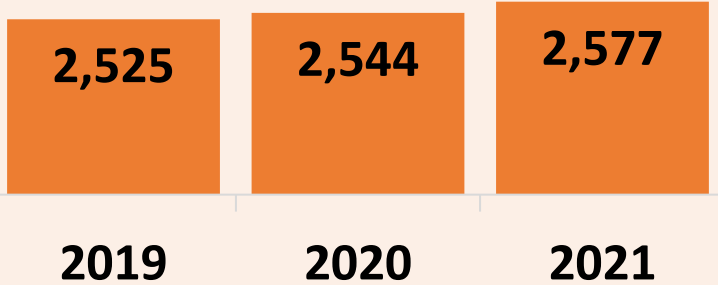




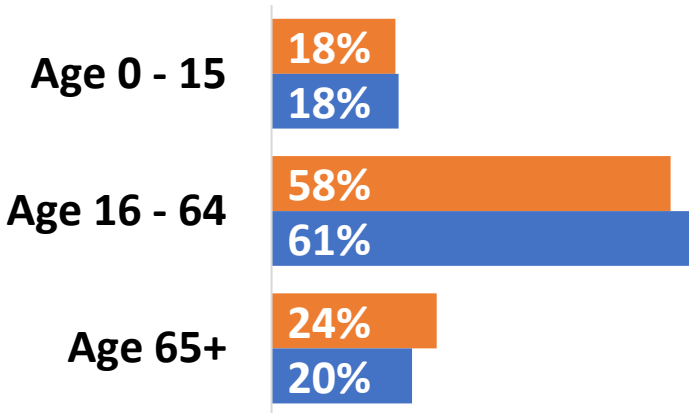
Alford 2023



Population



0.98% of
Aberdeenshire's
population lives in
Alford.



6% of Alford's
population is aged
80+ (Aberdeenshire
4.9%)

Information about Alford is
obtained by combining
information from individual
data zones.

2021 ■ Alford ■ Aberdeenshire
Source: National Records of Scotland 2021

Community Facilities*



Community Centre	Library	Academy
Dance Studio	Swimming Pool	Gym/Climbing Wall
Sports Hall/Pitch	Theatre	Ski Centre

[Live Life Aberdeenshire](https://www.aberdeenshire.gov.uk)

*Run by Aberdeenshire Council

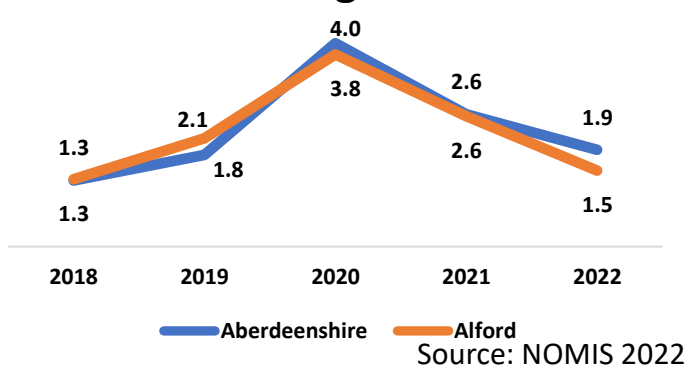
Economy



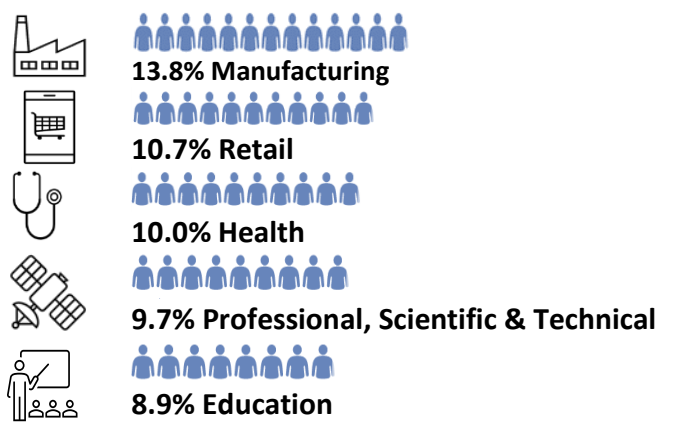
Employment: top five sectors 2021



Unemployment: proportion of residents aged 16 - 64



Aberdeenshire



Proportion of unemployed residents was at a peak in 2020 with 3.8 due to the Covid-19 pandemic and has gradually returned to pre-pandemic levels with 1.5 in 2022.

Median household income 2022

£37,358
Aberdeenshire: £40,007

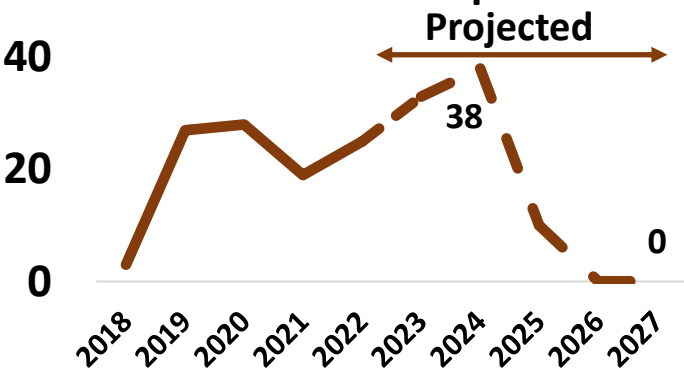
Source: Business Register and Employment Survey 2021

Source: CACI 2022


Housing



Number of house completions



Average house prices 2020/2021



Source: Registers of Scotland 2021

Legend: Alford (Orange), Aberdeenshire (Blue)

% all Properties in Each Council Tax Band 2021

