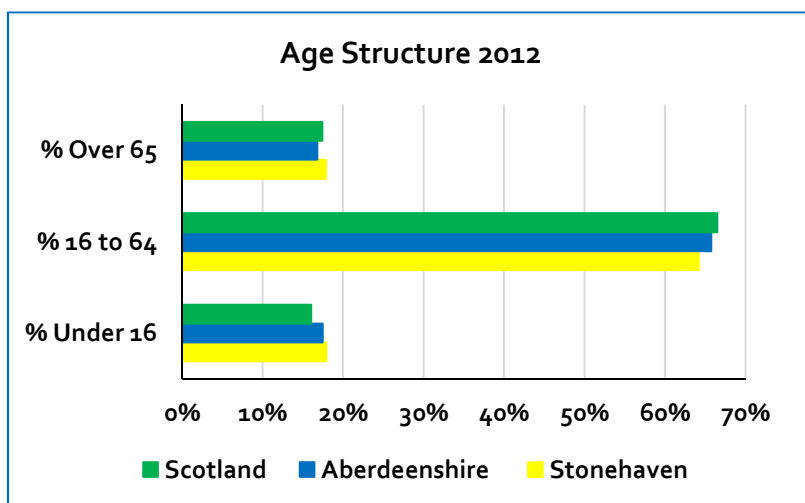




Population



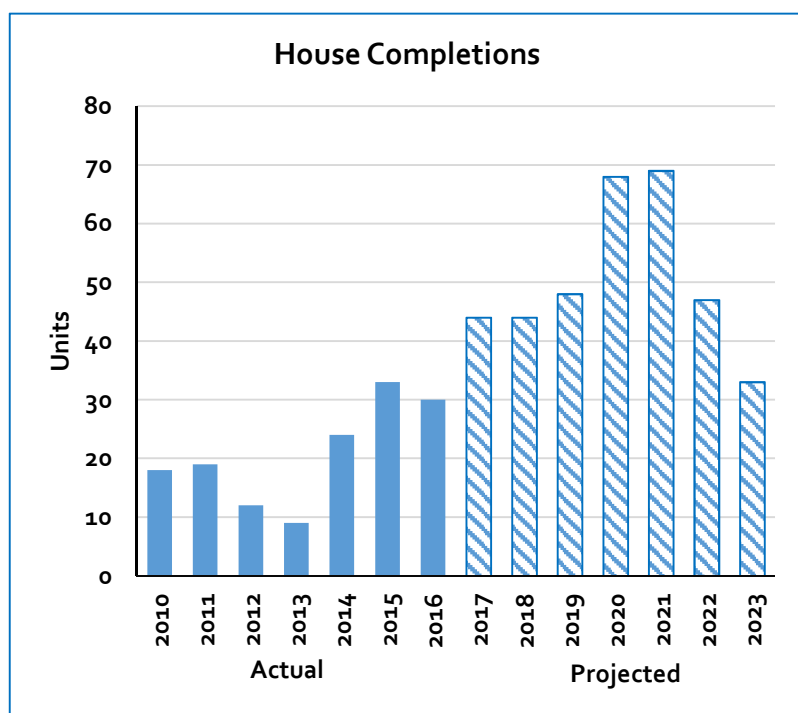
Stonehaven	
2011	2016 (est)
11,431	11,729

% change 2011 to 2016	
Stonehaven	Aberdeenshire
2.6%	3.6%

Source: Census 2011 (www.scotlandscensus.gov.uk)

NRS Mid 2012 and 2016 Population Estimates and internal estimates (www.nrscotland.gov.uk)

Housing



Housing Stock - Stonehaven		
2011	2016	% change 2011 - 2016
4,950	5,077	2.6%

Average House Price 2015	
Stonehaven	Aberdeenshire
£265,107	£235,471

Source: Aberdeenshire Council Housing Land Audit 2017 (www.aberdeenshire.gov.uk/statistics/hla/)
2015 Sasines (Registers of Scotland)

School rolls

School	Current Capacity	2016 roll	2022 roll (projected)
Arduthie Primary	415	345	300
Dunnottar Primary	195	212	250
Mill O'Forest Primary	442	326	288
Mackie Academy	1290	1091	1228

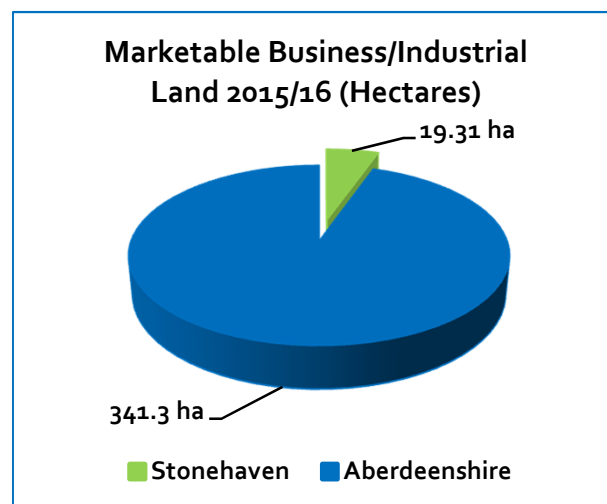
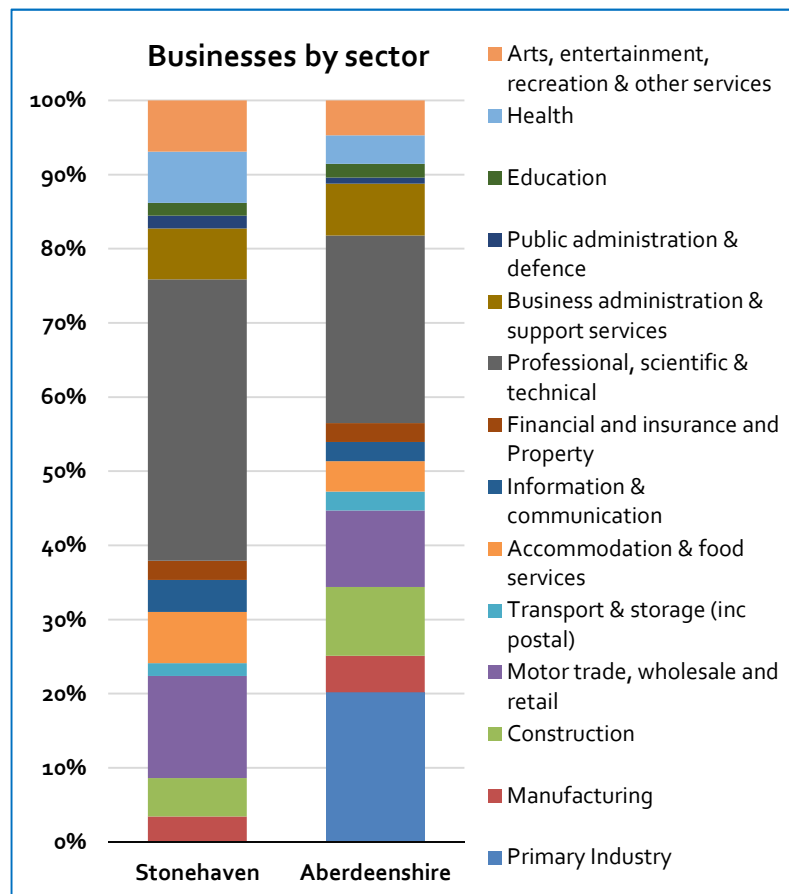
Source: Aberdeenshire Council School Roll Forecasts 2016 (www.aberdeenshire.gov.uk)

Income and Unemployment

	Stonehaven	Aberdeenshire
Average Household Income 2017	£39,038	£36,983
Unemployment 2016 (average rate %)	1.4%	1.4%

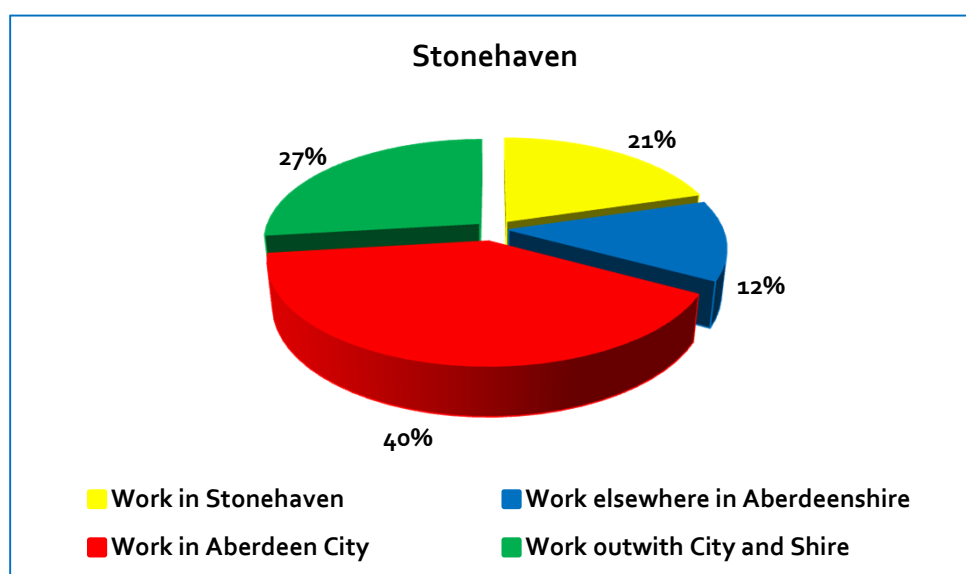
Source: CACI Paycheck 2017 Median Income (© 1996-2014 CACI Ltd) (www.caci.co.uk)
National Statistics (NOMIS) (www.nomisweb.co.uk). Information is ward data. JSA and Universal Credit

Industry and Business



Source: Aberdeenshire Council Employment Land Audit 2015/16 (www.aberdeenshire.gov.uk/statistics/ela)
NOMIS Business Counts 2016 (www.nomisweb.co.uk)

Travel to Work



Source: Census 2011 (www.scotlandscensus.gov.uk)