

2023-24 Annual Report: Learning for Life



PI Status		Long Term Trends		Short Term Trends	
	Red		Improving		Improving
	Amber		No Change		No Change
	Green		Getting Worse		Getting Worse
	Data Only				

Performance Indicator	Traffic Light	Red Threshold	Amber Threshold	Short Trend	Annual Data		
						Value	Target
1.10 Aberdeenshire: Percentage of school leavers securing a positive post school destination	 Amber	94.0%	96.7%	 Getting Worse			
					2021/22	96.7%	97.4%
					2022/23	95.6%	97.4%
					2023/24	N/A	N/A

The most up to date information for this indicator is for the 2022/23 period.

This measure is based on data published on the Scottish Government *Insight* national benchmarking tool.

This percentage is based on the 2022/23 school session, measuring the number of school leavers who secured a positive post-school destination. Positive destinations include Higher Education, Further Education, Training, Employment, Voluntary Work, and Personal Skills Development. From 2018/19 support previously recorded as Activity Agreements is recorded in the Training category.

Both the short and long trends indicate the high level of leavers securing a positive destination on leaving mainstream secondary schools across Aberdeenshire has fallen back on pre-Covid pandemic levels this year at 95.6% (cohort 2834), (96.4% in session 2018/19). Decreasing 1.1% compared to the previous year (cohort 2807), and slightly down 0.2% when compared with the average of the previous three years (average cohort 2658).

These latest figures for Aberdeenshire as a whole have fallen slightly below the national rate of 95.9% but remained above the [Northern Alliance](#) (Regional Improvement Collaborative between eight local authorities) rate of 95.1% (down 0.3% compared to the previous year).



The three Council Areas in Aberdeenshire with the highest overall rates of school leavers securing an initial positive post-school destination during school session 2022/23 were Garioch, Kincardine & Mearns, and Marr (96.6%, 96.9% and 96.1% respectively).

The impact and challenges of Covid-19 on post-school education and employment opportunities should still be kept in mind when considering any changes in levels of our school leavers who initially secured a positive post-school destination over time.

Further detail on Aberdeenshire school leavers initial and follow-up destinations for school session 2022/23 were considered by councillors in March 2024 through a Bulletin Briefing and within the [Annual Participation Measure - Skills Development Scotland](#) (SDS APM) interactive report on 16–19-year-olds participating in education, training or employment.

Scottish Government's statistical publication which provides information on initial destinations of 2022/23 school leavers from publicly funded schools in Scotland was published at the end of February 2024 ([Summary Statistics for Attainment and Initial Leaver Destinations, No. 6: 2024 Edition](#)). Information will also be made available within the [Parentzone Scotland School Information Dashboard](#).

There may be small amendments or variations in latest or previous year's figures applied in subsequent *Insight* or national publications that differ slightly from those represented here.

Performance Indicator	Traffic Light	Red Threshold	Amber Threshold	Short Trend	Annual Data		
						Value	Target
1.11 Aberdeenshire: Attainment - Percentage of S4 getting 5+ SCQF awards at level 5	 Green	52.4%	54.1%	 Getting Worse			
					2021/22	59.7%	55.2%
					2022/23	55.6%	55.2%
					2023/24	N/A	N/A

The most up to date information for this indicator is from the 2022/23 period. 2023/24 data will be available from September onwards.

This measure is based on data published on the Scottish Government *Insight* national benchmarking tool, which provides an accurate reflection of learners' attainment. However, the impacts of the different approaches to assessment and certification since 2019 means that comparisons between years, and any conclusions drawn on variations or patterns, should be treated with due caution without further evidence. Any comparisons of result rates over time have been provided for factual and reflection purposes only.



The percentage for this measure is based on the 2023 exam diet that fell during school session 2022/23, focusing on learners' attainment where five or more awards were gained at Level 5 or above by the end of S4.

Performance on this measure combining the 17 secondary schools across Aberdeenshire is lower than seen over recent years (55.6%) with the different approaches to assessment and certification, reducing by 4.1% compared to the 2022 diet (59.7%). However, this is higher than levels achieved pre-Covid - with a proportional increase of 0.4% when compared to four years ago (2018/19 achieved 55.2% based on the 2019 exam diet), and +2.3% compared to five years ago (2017/18 achieved 53.3% based on the 2018 exam diet).

In this latest exam diet, proportional decreases in results were seen in five of our council areas (ranging between -9.30% and +0.74%) compared to the 2022 diet, and three of our council areas increasing compared with the pre-Covid exam diet of 2019 (range -4.00% and +4.85%), which follows the national picture where the Scottish Qualifications Authority (SQA) have indicated the results for the 2022/23 cohort were "between 2019, the last exam year before the pandemic, and 2022, when a 'generous approach' was applied to awarding for the first year of the return to exams".

Further detail on the attainment and achievement of young people in Aberdeenshire secondary schools in accredited awards during the 2022/23 school session are scheduled to be considered at the [December 2023](#) ECS Committee. Information on local approaches and strategic priorities to improvements in attainment, closing the attainment gap between most and least disadvantaged, and next steps with the refreshed Scottish Attainment Challenge was presented within the annual Aberdeenshire *National Improvement Framework Report and Plan* which was considered at the ECS Committee meeting of [12th October 2023](#) (Item 8).

As part of wider education reform Scottish Government announced that the Scottish Qualifications Authority (SQA) is to be replaced by a new qualifications body in 2024. Information on the delivery of these changes is available on the [SQA website](#).

Performance Indicator	Traffic Light	Red Threshold	Amber Threshold	Short Trend	Annual Data		
						Value	Target
1.12 Aberdeenshire: Attainment - Percentage of S5 getting 3+ SCQF awards at level 6	 Green	42.3%	43.6%	 Improving			
					2021/22	46.6%	44.5%
					2022/23	46.9%	44.5%
					2023/24	N/A	N/A

The most up to date information for this indicator is from the 2022/23 period. The next update is due in October 2024 when data will be published on the Scottish Government *Insight* national benchmarking tool.

This measure is based on data published on the Scottish Government *Insight* national benchmarking tool, which provides an accurate reflection of learners' attainment. However, the impacts of the different approaches to assessment and certification since 2019 means that comparisons between years, and any conclusions drawn on variations or patterns, should be treated with due caution without further evidence. Any comparisons of result rates over time have been provided for factual and reflection purposes only.



This percentage for this measure is based on the 2023 exam diet that fell during school session 2022/23, focusing on learners' attainment where three or more awards were gained at Level 6 or above by the end of S5.

Performance on this measure combining the 17 secondary schools across Aberdeenshire is similar to those seen over recent years (46.9%) with the different approaches to assessment and certification, increasing slightly by 0.3% compared to the 2022 diet (46.6%). However, this is also higher than levels achieved pre-Covid - with a proportional increase of 2.4% when compared to four years ago (2018/19 achieved 44.5% based on the 2019 exam diet), and +6.7% compared to five years ago (2017/18 achieved 40.2% based on the 2018 exam diet).

In this latest exam diet, proportional increases in results were seen in three of our council areas (ranging between -3.2% and +4.2%) compared to the 2022 diet, and four of our council areas compared with the pre-Covid exam diet of 2019 (range -2.8% and +7.7%), which follows the national picture where the Scottish Qualifications Authority (SQA) have indicated the results for the 2022/23 cohort were **"between 2019, the last exam year before the pandemic, and 2022, when a 'generous approach' was applied to awarding for the first year of the return to exams"**.

Further detail on the attainment and achievement of young people in Aberdeenshire secondary schools in accredited awards during the 2022/23 school session are scheduled to be considered at the December 2023 ECS Committee. Information on local approaches and strategic priorities to improvements in attainment, closing the attainment gap between most and least disadvantaged, and next steps with the refreshed Scottish Attainment Challenge was presented within the annual Aberdeenshire **National Improvement Framework Report and Plan** which was considered at the ECS Committee meeting on [12th October 2023](#) (Item 8).

As part of wider education reform Scottish Government announced the SQA is to be replaced by a new qualifications body in 2024. Information on the delivery of these changes is available on the SQA website.

Performance Indicator	Traffic Light	Red Threshold	Amber Threshold	Short Trend	Annual Data		
						Value	Target
1.14 Aberdeenshire: Attainment - Percentage of P1, P4 and P7 pupils combined achieving expected CfE Level in English Literacy	 Green	66.5%	68.6%	 Improving			
					2021/22	67.5%	66.7%
					2022/23	69.6%	70.0%
					2023/24	N/A	N/A

This indicator is a Local Government Benchmarking Framework (LGBF) indicator, however the set target, is not the national average. The most up to date information for this indicator is based on the 2022/23 period. This measure reports on the performance of the combined 'literacy' variable (created from the organisers: reading, writing, and listening & talking) sourced from the annual Achievement of Curriculum for Excellence (CfE) Levels (ACEL) Return which reports on the proportion of pupils who have achieved the expected CfE level relevant to their stage (taken at P1, P4, P7 and S3) based on teacher professional judgements.

Whilst we are not meeting our set target, our performance has not dropped to a level that would cause a concern, and this is why it is marked as green/on track.

Across the primary year/stages combined (P1, P4, and P7), 69.6% of pupils in Aberdeenshire mainstream primary schools achieved the expected CfE level relevant to their year/stage for English Literacy during school session 2022/23. Although this is an increase of 2.0% compared to 2021/22 it is below the national percentage of 72.7% achieved in 2022/23 for primary year/stages, and below the median of our [Family Group Local Authorities](#) used for benchmarking (-3.7% compared to 2022/23 median of 76.9%), which ranged from 68.0% to 87.6%. However, it is worth taking into consideration that when further combined with the S3 cohort, the Aberdeenshire rate increases to 73.5% which indicates an increase of 3.7% compared to 2021/22 (69.8%).



Within the six Aberdeenshire council areas, Garioch and Kincardine & Mearns reported the highest proportion of children in primary schools within their area achieving the expected CfE level as of June 2023 based on teacher professional judgements, (73.7% and 75.3% respectively).

There is some variation with the percentages achieved across the individual year/stages in Aberdeenshire during school session 2022/23:

- P1 achieving Early level or better = 73.2% (compared with 71.3% in 2021/22),
- P4 achieving First level or better = 66.3% (compared with 64.2% in 2021/22),
- P7 achieving Second level or better = 69.3% (compared with 67.3% in 2021/22),
- S3 achieving Third level or better = 85.4% (compared with 76.9% in 2021/22).

Full national results are available on the [Scottish Government publications site](#), with 2022/23 results published in December 2023, however, it is worth noting that although Scottish Government has removed the 'experimental' label (reflecting that these statistics were new and under development) from the 2018/19 collection onwards, caution should remain when making any comparisons to previous Achievement of CfE Level (ACEL) results.

A further update on the progress of the strategic direction and stretch aims for Aberdeenshire in supporting improvements in key literacies and reduce the impact of low literacies levels was considered at the [ECS Committee of 12th October 2023](#) (Item 8 'National Improvement Network'), and at the [ECS Committee of 1st September 2022](#) (Item 6 'Aberdeenshire's Five Year Scottish Attainment Challenge Report').

Performance Indicator	Traffic Light	Red Threshold	Amber Threshold	Short Trend	Annual Data		
						Value	Target
1.15 Aberdeenshire: Attainment - Percentage of P1, P4 and P7 pupils combined achieving expected CfE Level in Numeracy	 Green	71.3%	73.5%	 Improving			
					2021/22	77.3%	66.7%
					2022/23	80.5%	75.0%
					2023/24	N/A	N/A

This indicator is a Local Government Benchmarking Framework (LGBF) indicator, however the set target, is not the national average. The most up to date information for this indicator is based on the 2022/23 period. This measure reports on the performance of the numeracy organisers sourced from the annual Achievement of Curriculum for

Excellence (CfE) Levels (ACEL) Return which reports on the proportion of pupils who have achieved the expected CfE level relevant to their stage (taken at P1, P4, P7 and S3) based on teacher professional judgements.

Across the primary year/stages combined (P1, P4, and P7), 80.5% of pupils in Aberdeenshire mainstream primary schools achieved the expected CfE level relevant to their year/stage for Numeracy during school session 2022/23. This is an increase of 3.2% compared to 2021/22 and is above the national percentage of 79.6% achieved in 2022/23 for primary year/stages, but below the median of our [Family Group Local Authorities](#) used for benchmarking (-6.9% compared to 2022/23 median of 87.4%), which ranged from 72.0% to 91.2%. It is worth considering when further combined with the S3 cohort the Aberdeenshire rate increases to 83.0% which indicates a proportional increase of 3.5% compared to 2021/22 (79.5%).



Within the six Aberdeenshire council areas, Garioch and Kincardine & Mearns reported the highest proportion of children in primary schools within their area achieving the expected CfE level in Numeracy as at June 2023 based on teacher professional judgements, (82.7% and 85.8% respectively).

There is some variation with the percentages achieved across the individual year/stages in Aberdeenshire during school session 2022/23:

- P1 achieving Early level or better = 87.2% (compared with 83.3% in 2020/21),
- P4 achieving First level or better = 77.8% (compared with 73.4% in 2020/21),
- P7 achieving Second level or better = 76.7% (compared with 75.5% in 2020/21),
- S3 achieving Third level or better = 90.5% (compared with 86.1% in 2018/19).

Full national results are available on the [Scottish Government publications site](#), with 2022/23 results published in December 2023, however, it is worth noting that although Scottish Government has removed the 'experimental' label (reflecting that these statistics were new and under development) from the 2018/19 collection onwards, caution should remain when making any comparisons to previous Achievement of CfE Level (ACEL) results.

An update on the progress of the strategic direction and stretch aims for Aberdeenshire in supporting improvements in numeracy was considered at the [ECS Committee of 12th October 2023](#) (Item 8 'National Improvement Network'), and at the [ECS Committee of 1st September 2022](#) (Item 6 'Aberdeenshire's Five Year Scottish Attainment Challenge Report').

Performance Indicator	Traffic Light	Red Threshold	Amber Threshold	Short Trend	Annual Data		
						Value	Target
1.17 Aberdeenshire: Percentage of young people successfully completing a Level 6 Foundation Apprenticeship (FA) programme in Aberdeenshire schools as	 Green	60.0%	65.0%	 Improving			
					2021/22	78.6%	70.0%
					2022/23	80.4%	70.0%
					2023/24	N/A	N/A

part of the Aberdeenshire managed FA programme



Some Foundation Apprenticeship (FA) programmes are two years in duration. This figure is the percentage of those students on either 1 year or 2 year FA programmes who were scheduled to complete this year.

The most up to date information for this indicator is based on the 2022/23 period.

This performance represents further improvement on the already strong level achieved last year. The percentage of students successfully achieving their FA was 80.4% (up from 78.6%) and remains above target. It represents performance across 9 Level 6 FA frameworks (Business Skills, Creative & Digital Media, Engineering, Food and Drink Technology, IT Hardware System & Support, IT Software Development, Scientific Technologies, Social Services: Children & Young People and Social Services: Health & Social Care), with performance across these frameworks ranging from 59% (IT Hardware System & Support) to 87% (Social Services: Health & Social Care).

Although national figures for 2022/23 are not yet available, the most recent published figures show that successful completion of Level 6 FAs nationally of 45.6% for 2020-22. (See "Foundation Apprenticeship Report, Skills Development Scotland March 2023). As well as an indication of the high levels of the hard work and commitment of the students themselves, this strong performance in Aberdeenshire is also a reflection of the collaborative approach taken to delivery of the FA qualification, involving staff in schools, our range of external learning providers, our team of delivery tutors, the wide range of employers who provide the students with work placement opportunities and work-based learning environments and the Aberdeenshire central FA team.

Further information on Foundation Apprenticeships in Aberdeenshire is available via the report "[Update on Developing the Young Workforce - Foundation Apprenticeships in Aberdeenshire Schools](#)" considered by the Education and Children's Services Committee (March 2024 - Item 8).

Performance Indicator	Traffic Light	Red Threshold	Amber Threshold	Short Trend	Annual Data		
						Value	Target
1.18 Aberdeenshire: Percentage of young people successfully completing a Level 6 Foundation Apprenticeship (FA) in Aberdeenshire schools as part of Aberdeenshire managed or FE College managed FA programmes	 Green	60.0%	65.0%	 Improving			
					2021/22	77.2%	65.0%
					2022/23	80.1%	70.0%
					2023/24	N/A	N/A



Some FA programmes are two years in duration. This figure is the percentage of those students on either 1 year or 2 year FA programmes who were scheduled to complete this year.

The most up to date information for this indicator is based on the 2022/23 period.

This achievement represents an improvement on the figure from last year (up to 80.1% from 77.2%) and remains significantly ahead of the most recently published national figures for a full cohort, which was 46.5% for the national cohort for 2020-22 (These are the same figures that were available last year – a more recent update has not been published as yet. See "Foundation Apprenticeships Report 2023" (Published by SDS, March 2023)).

The number of students involved in a FA programme also increased (from 413 to 472) with students involved from all of Aberdeenshire's 17 secondary schools. This increase was driven entirely from those students involved in an FA via Aberdeenshire's own delivery model, rather than via partnership with NESCOL, with the percentage of the total number of students involved via the latter route down slightly at 3.7% (compared with 4% last year and 17% in 2020/21). This trend may reflect factors such as geographical location influencing the delivery model adopted by different schools in different areas within Aberdeenshire, but it also reflects the successful experience of schools in adopting the Aberdeenshire delivery model and the fact that it offers the opportunity for schools themselves to become involved in the delivery for some of the FA frameworks.

Further details on Foundation Apprenticeship provision in Aberdeenshire is available in the '[Update on Developing the Young Workforce - Foundation Apprenticeships in Aberdeenshire Schools](#)' report, recently considered by Education and Children's Services Committee (ECS, 21-03-2024, Item 8)

Performance Indicator	Traffic Light	Red Threshold	Amber Threshold	Short Trend	Annual Data		
						Value	Target
1.22 Aberdeenshire: Percentage of CEYP school leavers securing a positive post school destination	 Green	72.0%	76.0%	 Improving			
					2021/22	82.3%	88.0%
					2022/23	91.2%	80.0%
					2023/24	N/A	N/A

The most up to date information for this indicator is from the 2022/23 period. This measure is based on data published on the Scottish Government *Insight* national benchmarking tool.

This percentage is based on the 2022/23 school session, measuring the number of school leavers who secured a positive post-school destination. Positive destinations include Higher Education, Further Education, Training, Employment, Voluntary Work, and Personal Skills Development. From 2018/19 support previously recorded as Activity Agreements is recorded in the Training category.

The short and long trends indicate the level of CEYP (Care Experiences Young People) leavers securing a positive destination on leaving mainstream secondary schools across Aberdeenshire has increased to 91.2% (cohort 34), which is up 8.9% compared to last year (82.3%, cohort also 34), and up 4.7% compared to the average of the previous three years (average cohort 35). This level is below the latest for *all* senior phase school leavers from Aberdeenshire schools for the same period (95.6%).

Levels for this cohort have moved above the national level for 2022/23 school session leavers (87.9%) and has remained above the [Northern Alliance](#) (Regional Improvement Collaborative between eight local authorities) rate of 81.6%.



It is worth noting that the total leavers in this cohort is a relatively small number and therefore it is not unexpected to see percentage fluctuations year-on-year, or gaps widening or narrowing when compared to other larger cohorts. For illustration, this year the total leavers in the CEYP cohort was 34, which is similar to the cohort in the previous two sessions (34 in 2021/22 and 35 in 2020/21), but more varied compared to earlier sessions (41 in 2016/17 and 27 in 2015/16).

The impact and challenges of Covid-19 on post-school education and employment opportunities should still be kept in mind when considering any changes in levels of our school leavers who initially secured a positive post-school destination over time.

Further detail on Aberdeenshire school leavers initial and follow-up destinations for school session 2022/23 were considered by councillors in March 2024 through a Bulletin Briefing; and within the [Annual Participation Measure - Skills Development Scotland](#) (SDS APM) interactive report on 16-19 year olds participating in education, training or employment.

Scottish Government's statistical publication which provides information on initial destinations of 2022/23 school leavers from publicly funded schools in Scotland was published at the end of February 2024 ([Summary Statistics for Attainment and Initial Leaver Destinations, No. 6: 2024 Edition](#)). Information will also be made available within the [Parentzone Scotland School Information Dashboard](#).

There may be small amendments or variations in latest or previous year's figures applied in subsequent *Insight* or national publications that differ slightly from those represented here.

Performance Indicator	Traffic Light	Red Threshold	Amber Threshold	Short Trend	Annual Data		
						Value	Target
1.23 Aberdeenshire: Attainment - SCQF Average Tariff Score of CEYP school leavers	 Green	296	333	 Getting Worse			
					2021/22	396	370
					2022/23	337	370
					2023/24	N/A	N/A

The most up to date information for this indicator is from the 2022/23 period. This measure is based on data published on the Scottish Government *Insight* national benchmarking tool, which provides an accurate reflection of learners' attainment. However, the impacts of the different approaches to assessment and certification over recent years means that care should be taken when making comparisons over time or considering any variations or patterns in results highlighted here, without further evidence. Result rates were compared to the 2021, 2020 or pre-Covid exam diets have been provided for factual and reflection purposes only.

Whilst we are not meeting our set target, our performance has not dropped to a level that would cause a concern, and this is why it is marked as green/on track.

This update is based on the 2023 exam diet, measuring the average tariff score of Care Experienced Young People (CEYP), (i.e. those looked after at home, or looked after away from home and accommodated), who left school during school session 2022/23.

Performance on this measure combining the 17 secondary schools across Aberdeenshire has returned to levels more akin to pre-Covid pandemic (+21 tariff points compared to the 2019 exam diet), with average tariff points achieved in the 2023 exam diet reaching 337. The longer trend bucks the recent improving trend of the preceding three years (-75 average tariff score points compared to the average of the previous three years). The Aberdeenshire average tariff score of CEYP school leavers has moved to below those achieved nationally for CEYP leavers, with performance across Scotland as a whole also reducing in this latest diet (down from 378 in the 2022 diet to 366).

As a local comparison, the average tariff score for *all* Aberdeenshire leavers collectively was 903 (down from 957 in the 2022 exam diet), and for all Aberdeenshire leavers who elected to leave at S4 was 379 (down from 393).

However, when considering these figures and comparisons it is important to take into account the total leavers in this cohort represents a relatively small and fluctuating number. Any changes in this number can affect the overall average tariff score for this cohort year-to-year. For illustration, this year the total leavers in the CEYP cohort was 34, which is similar to the cohort in the previous three sessions (also 34 in 2021/22, 35 in 2020/21 and 2019/20), but more varied compared to earlier school sessions (41 in 2016/17 and 27 in 2015/16).



The proportion of CEYP that elected to stay on into S6 has increased over the last two years (+11.8% compared to session 2021/22), with a reduction in the number of CEYP S4 leavers (10 in session 2022/23 compared with 13 in session 2021/22, and 17 in 2018/19 (pre-Covid)).

Further detail on the attainment and achievement of young people in Aberdeenshire secondary schools in accredited awards during the 2022/23 school session was considered at the [7th December 2023 ECS Committee](#) (Item 7). Additionally, information on local approaches and strategic priorities to improvements in attainment, closing the poverty related attainment gap, and next steps with the Scottish Attainment Challenge was presented within the annual Aberdeenshire **National Improvement Framework Report and Plan** which was considered at the [ECS Committee meeting of 12th October 2023](#) (Item 8).

National information on school leaver attainment is available in the Scottish Government's statistical publication update for 2022/23 school leavers from publicly funded schools in Scotland which was published late February 2024 ([Summary Statistics for Attainment and Initial Leaver Destinations, No. 6: 2024 Edition](#)).

As part of wider education reform Scottish Government announced SQA is to be replaced by a new qualifications body in 2024. Information on the delivery of these changes is available on the SQA website.



There may be small amendments or variations in latest or previous year's figures applied in subsequent *Insight* or national publications that differ slightly from those represented here.

Performance Indicator	Traffic Light	Red Threshold	Amber Threshold	Short Trend	Annual Data		
						Value	Target
1.34 Aberdeenshire: Percentage of CLD learners achieving learning outcomes	 Green	85.0%	87.5%	 Getting Worse			
					2021/22	97.5%	N/A
					2022/23	97.5%	N/A
					2023/24	97.4%	90.0%

For 2023/24 Percentage of Community Learning & Development (CLD) learners achieving learning outcomes was 97.4% which exceeds the target of 90%, although slightly lower than the 2022/23 recorded figure of 97.5%

The total number of learners who attended 1 or more sessions during 2023/24 was 4,459 of which 4,342 achieved at least one learning outcome.

Due to the targeted nature of delivery variations are to be expected during any given period, this is in line with the CLD Service delivery plans.

Performance Indicator	Traffic Light	Red Threshold	Amber Threshold	Short Trend	Annual Data		
						Value	Target
% of Children meeting Developmental Milestones	 Green	78.0%	81.3%	 Getting Worse			
					2021/22	91.4%	82.1%
					2022/23	89.3%	82.1%
					2023/24	N/A	N/A

This is an LGBF indicator that measures the proportion (%) of all children receiving a 27-30 month review that had no concerns and is calculated by adding the “% with no concerns across all domains” and the “% with no concerns but some domains incomplete / missing” figures.

During the 27-30 month review, the health professional (normally a health visitor) assesses children’s developmental status and records the outcome (e.g. no concern, concern newly suspected as a result of the review, or concern or disorder already known prior to the review) against each of nine developmental domains (social, emotional, behavioural, attention, speech language & communication, gross motor, fine motor, vision, and hearing).

All available records for children turning 27 months in the period are included in the analyses as long as the review took place before the child turned 3 years. ISD receives quarterly data extracts from the child health surveillance program pre-school system for producing and publishing statistics

The information presented comes from reviews provided to children becoming eligible for review between April and March.

Whilst our performance has declined slightly from 91.4% in the previous reporting period (2021/2022) we are performing well against this indicator, with the percentage of children meeting developmental milestones within Aberdeenshire sitting at 89.3%. This is above both the Scottish Average of 82.1% and also above our Family Group Average of 85.4%.